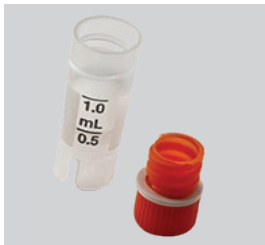


## BioDFactor® • BioDFence® • BioDDryFlex® Regenerative Tissue Matrix

### BioDFactor



#### Features and Benefits

- BioDFactor is a flowable, human tissue allograft derived from the placental tissues
- The collagens, growth factors, and other cytokines present in the placental tissues support tissue repair and regeneration
- Cryopreserved to facilitate an extended shelf life and is easy to handle in the OR

#### Part Numbers/Sizes

- BF-010025 – Small
- BF-010050 – Medium
- BF-010125 – Large

### BioDFence



- BioDFence is provided fully hydrated for easier placement in certain applications

#### Features and Benefits

- BioDFence and BioDDryFlex are extracellular membrane allografts derived from amniotic tissue for use in the treatment of damaged dermal tissue or soft tissue defects, while providing a barrier to reduce scar tissue formation


#### Amniotic Tissues have been shown to:

- Protect the underlying tissue during the healing process
- Preserve the tissue plane between tissue boundaries and supports soft tissue regeneration

#### Part Numbers/Sizes

- BD-010203 – 2.0cm x 3.0cm
- BD-010206 – 2.0cm x 6.0cm
- BD-010404 – 4.0cm x 4.0cm
- BD-010408 – 4.0cm x 8.0cm

### BioDDryFlex



- BioDDryFlex is dehydrated. The membrane may be hydrated prior to or following placement

#### Part Numbers/Sizes


- DF-010152 – 1.5cm x 2.0cm
- DF-010203 – 2.0cm x 3.0cm
- DF-010206 – 2.0cm x 6.0cm
- DF-010404 – 4.0cm x 4.0cm
- DF-010408 – 4.0cm x 8.0cm

Processed and Manufactured by:

BioDlogics, LLC  
 7740A Trinity Road, Suite 107  
 Cordova, TN 38018

BioDlogics is accredited by the American Association of Tissue Banks (AATB)  
 BioDFactor, BioDFence and BioDDryFlex are registered trademarks of BioD, LLC

Distributed by SpineFrontier



500 Cummings Center  
 Suite 3500  
 Beverly, MA 01915 U.S.A.

P: + 1 978 232 3990  
 F: + 1 978 232 3991  
[www.spinefrontier.com](http://www.spinefrontier.com)



**Les is enough.**